

WORKSHEET 1– Unit 4



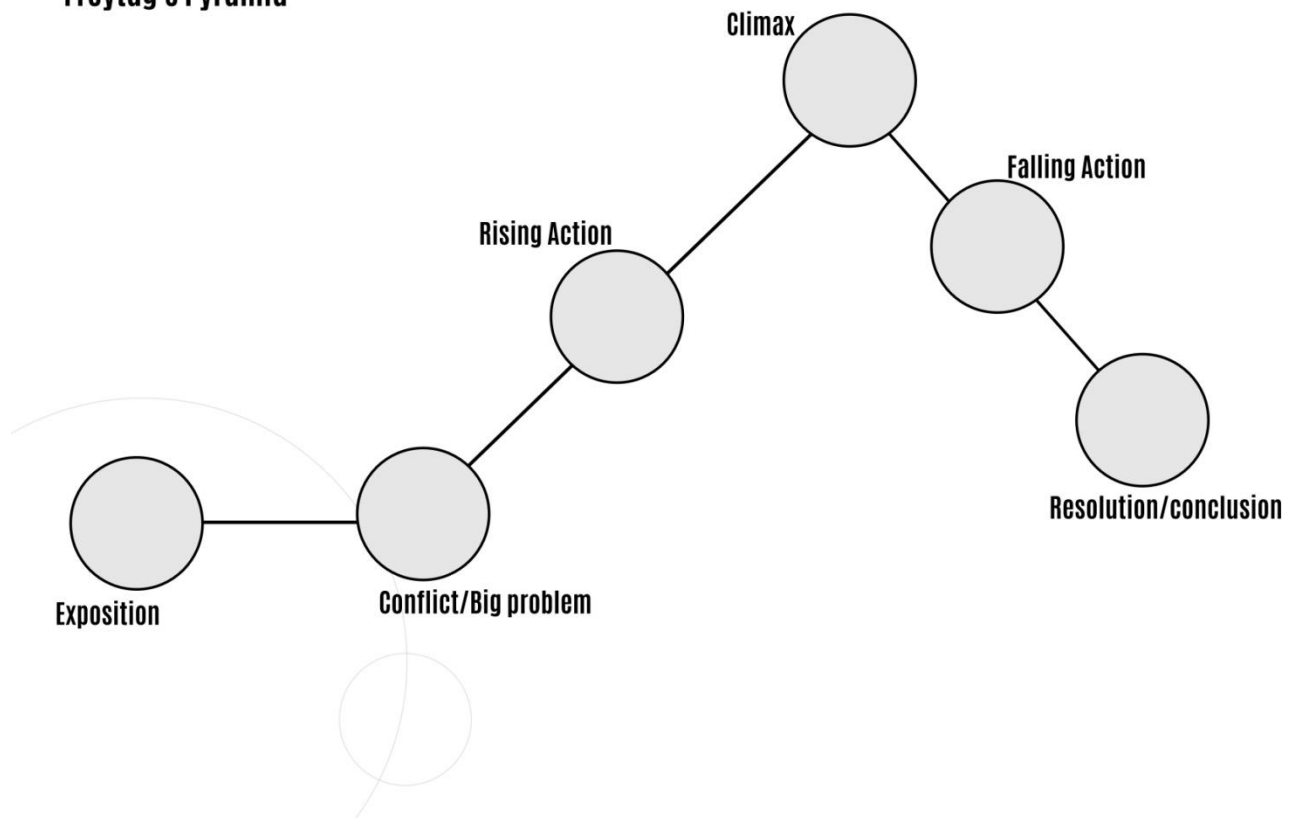
Warm up:

- Do you like stories?
- What makes a story good for you?

Activity 1: Watch the video about the elements of a story and complete the diagram in pairs writing in short what each element is about.

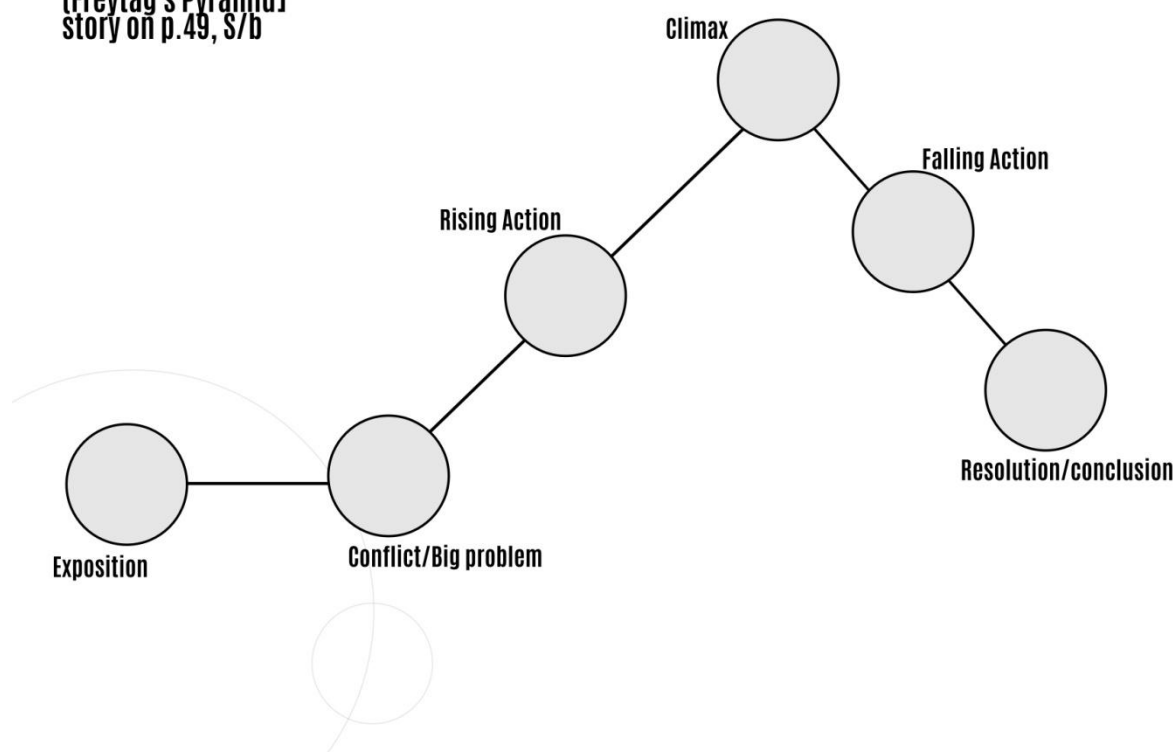
<https://www.youtube.com/watch?v=Zr1xLtSMMLo> (0:00-1:48)

Elements of a story Freytag's Pyramid



Activity 2: On p.49 of your Student's Book, listen and read the story "The Broken Window" and try in pairs to apply the basic elements we've seen before in this story.

Map of a story
(Freytag's Pyramid)
story on p.49, S/b



Activity 3:

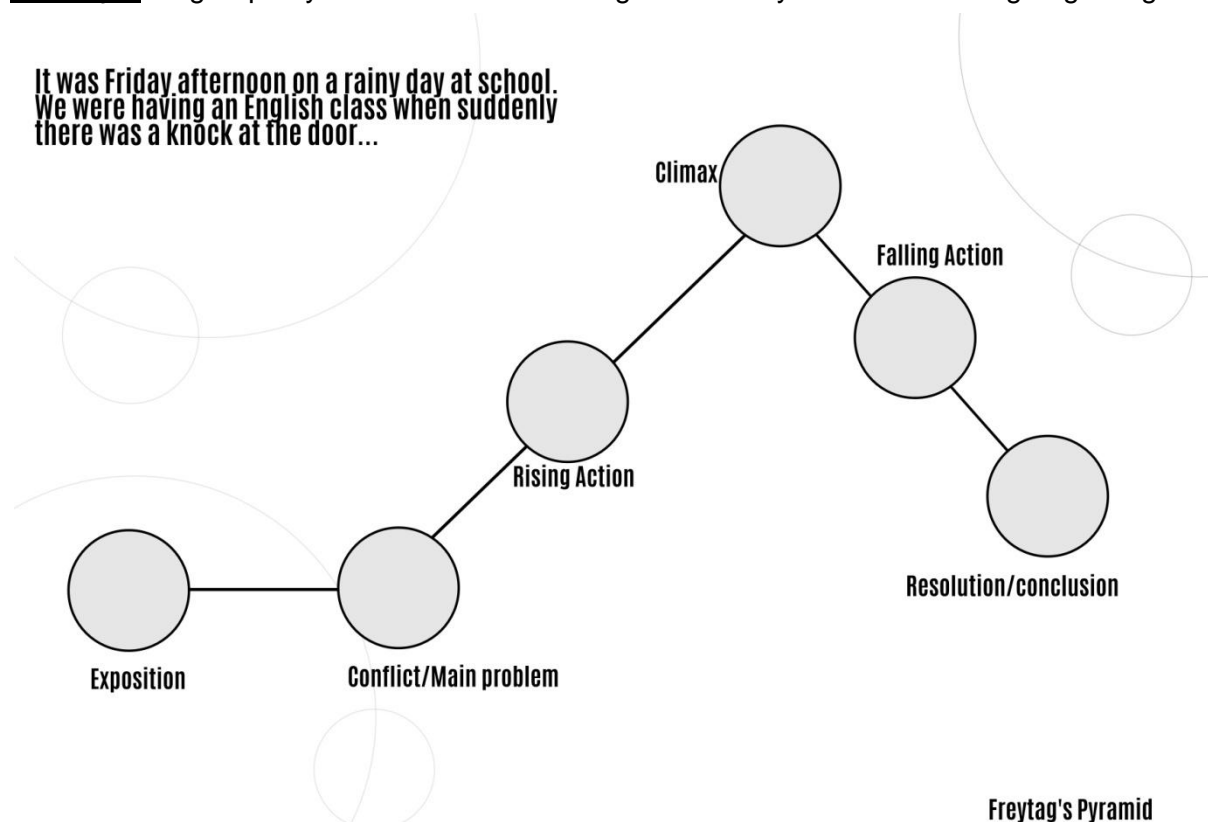
- Read the story again and try in pairs to find a) which two tenses are used and b) write down two examples for each tense.
- Think in pairs and decide which tense is used to describe the main events of the story and which one is used for background information and further details. Can you find and write down more examples?

Tense 1	Tense 2
Examples	Examples
Formation Rules	Formation Rules
Use	Use

WORKSHEET 2– Unit 4

Activity 1: In groups try to decide the main stages of a story with the following beginning.

It was Friday afternoon on a rainy day at school.
We were having an English class when suddenly
there was a knock at the door...



Activity 2: (Homework)

Be creative!

Based on the above diagram, write your own story. You may use the given beginning or start your own way, but you need to have the appropriate diagram completed.

Remember:

- ★ to include the basic elements of a story
- ★ to use narrative tenses
- ★ to use a clever title
- ★ to complete the first part of the assessment form about what you think on your story

You can watch again the whole video on the elements of a story which gives you an additional example <https://www.youtube.com/watch?v=Zr1xLtSMMLo>. or go through the elements of "The Broken window" on <https://prezi.com/p/rk9cidcyqwnp/?present=1>

All your work must be in A4 paper as it will be placed in your Language Portfolio when the assessment is over.

Key (Worksheet 1, Activity 1)

Elements of a story

Exposition: characters (protagonist) and setting (where and when)

Conflict: A big problem that comes up

Rising Action: what happens as the hero tries to solve the problem

Climax: the most exciting and suspenseful part of the story

Falling Action: the action slows down, the problem has been solved or something changes
and the characters prepare for the final stage

Resolution/Conclusion: how the story ends, what the characters think or feel

Glossary

The Broken Window p.49 S/B

Block of flats

Pavement

Furniture

Upside down

Jewellery

Police report

Lock

Burglars