

# MANGA ART STYLE LESSONS



## FACE EXPRESSIONS


Τόσο το περιεχόμενο όσο και η τεχνοτροπία (στυλ) των Manga (ή *Mangaka*) από τις απαρχές τους ως σήμερα έχει κατορθώσει να εμπλουτίσει ένα εκπληκτικό «ρεπερτόριο» **συναισθηματικών εκφράσεων** που με την σειρά τους (και εν μέρει) στηρίζουν ολόκληρο το οικοδόμημα των ιστοριών που τα μάνγκα κόμικς αφηγούνται (εικονοαφήγηση) ανεξάρτητα από το είδος τους (*genre*). Προφανώς μιλάμε για μια από τις πιο δύσκολες τεχνοτροπίες στην ιστορία της 9<sup>ης</sup> Τέχνης...



HAPPY



SAD



PLEASED



ANGRY



CONFUSED



TIRED



SHOCKED/SURPRISED



IRRITATED



WTF?!



TRIUMPH

bow  
briches

FEAR



BEREFT



FLIRTY



SERIOUS



SILLY



HOLLOW/BLANK



INCREDULOUS



CONFIDENT



FIERCE



DESPONDENT/POUTY



DRUNK



RAGE



SARCASTIC



DISGUSTED



ILL/NAUSEOUS

I'm  
gonna  
die

Οι εκφράσεις  
προσώπου στα  
ΜΑΝΓΚΑ απαιτούν  
διαφορετικό  
σχεδιαστικό στυλ  
σε σχέση με  
τις άλλες  
τεχνοτροπίες  
των κόμικς που  
συναντούμε είτε  
στην αμερικανική  
είτε στην  
ευρωπαϊκή σκηνή.



## 25 Essential Expressions Challenge



This exercise will help you learn to draw a consistent character through different expressions and to illustrate those expressions clearly. The best way to keep a character consistent:

PLAN THE UNIQUE FEATURES  
IMAGINE THEIR MOVEMENT  
MEMORISE!

Διάφοροι καλλιτέχνες του είδους έχουν αναπτύξει από **πολύ απλοποιημένες εκφράσεις προσώπου** (που αντανακλούν ποικίλα συναισθήματα) έως **πολύ πιο περίπλοκες και πολυσύνθετες**. Ανάλογα από την στόχευση για ένα τελικό αποτέλεσμα πιο cartoon ή πιο ρεαλιστικό.



## 25 Essential Expressions Challenge



This exercise will help you learn to draw a consistent character through different expressions and to illustrate those expressions clearly. The best way to keep a character consistent:

PLAN THE UNIQUE FEATURES  
IMAGINE THEIR MOVEMENT  
MEMORISE!

## 25 Essential Expressions Challenge



This exercise will help you learn to draw a consistent character through different expressions and to illustrate those expressions clearly. The best way to keep a character consistent:

PLAN THE UNIQUE FEATURES  
IMAGINE THEIR MOVEMENT  
MEMORISE!



# 25 Essential Expressions Challenge



This exercise will help you learn to draw a consistent character through different expressions and to illustrate those expressions clearly. The best way to keep a character consistent:

PLAN THE UNIQUE FEATURES  
IMAGINE THEIR MOVEMENT  
MEMORISE!

# 25 Essential Expressions Challenge



This exercise will help you learn to draw a consistent character through different expressions and to illustrate those expressions clearly. The best way to keep a character consistent:

PLAN THE UNIQUE FEATURES  
IMAGINE THEIR MOVEMENT  
MEMORISE!



# 25 Essential Expressions Challenge



HAPPY

SAD

PLEASED

ANGRY

CONFUSED



TIRED

SHOCKED/SURPRISED

IRRITATED

WTF?!

TRIUMPH



FEAR

BEREFT

FLIRTY

SERIOUS

SILLY



HOLLOW/BLANK

INCREDULOUS

CONFIDENT

FIERCE

DESPONDENT/POUTY



DRUNK

RAGE

SARCASTIC

DISGUSTED

ILL/NAUSEOUS

This exercise will help you learn to draw a consistent character through different expressions and to illustrate those expressions clearly. The best way to keep a character consistent:

PLAN THE UNIQUE FEATURES  
IMAGINE THEIR MOVEMENT  
MEMORISE!

# 25 Essential Expressions Challenge



HAPPY

SAD

PLEASED

ANGRY

CONFUSED



TIRED

SHOCKED/SURPRISED

IRRITATED

WTF?!

TRIUMPH



FEAR

BEREFT

FLIRTY

SERIOUS

SILLY



HOLLOW/BLANK

INCREDULOUS

CONFIDENT

THOUGHTFUL

DESPONDENT/POUTY



DRUNK

RAGE

MISCHIEVOUS

DISGUSTED


ILL/NAUSEOUS

This exercise will help you learn to draw a consistent character through different expressions and to illustrate those expressions clearly. The best way to keep a character consistent:

PLAN THE UNIQUE FEATURES  
IMAGINE THEIR MOVEMENT  
MEMORISE!



# 25 Essential Expressions Challenge




This exercise will help you learn to draw a consistent character through different expressions and to illustrate those expressions clearly. The best way to keep a character consistent:

PLAN THE UNIQUE FEATURES  
IMAGINE THEIR MOVEMENT  
MEMORISE!

exercise sheet © Nancy Lorenz, 2007.

# 25 Essential Expressions Challenge



This exercise will help you learn to draw a consistent character through different expressions and to illustrate those expressions clearly. The best way to keep a character consistent:

PLAN THE UNIQUE FEATURES  
IMAGINE THEIR MOVEMENT  
MEMORISE!

exercise sheet © Nancy Lorenz, 2007.





## 25 Essential Expressions Challenge



This exercise will help you learn to draw a consistent character through different expressions and to illustrate those expressions clearly. The best way to keep a character consistent:

PLAN THE UNIQUE FEATURES  
IMAGINE THEIR MOVEMENT  
MEMORISE!

exercise sheet © Nancy Lorenz, 2007.



## 25 Essential Expressions Challenge




This exercise will help you learn to draw a consistent character through different expressions and to illustrate those expressions clearly. The best way to keep a character consistent:

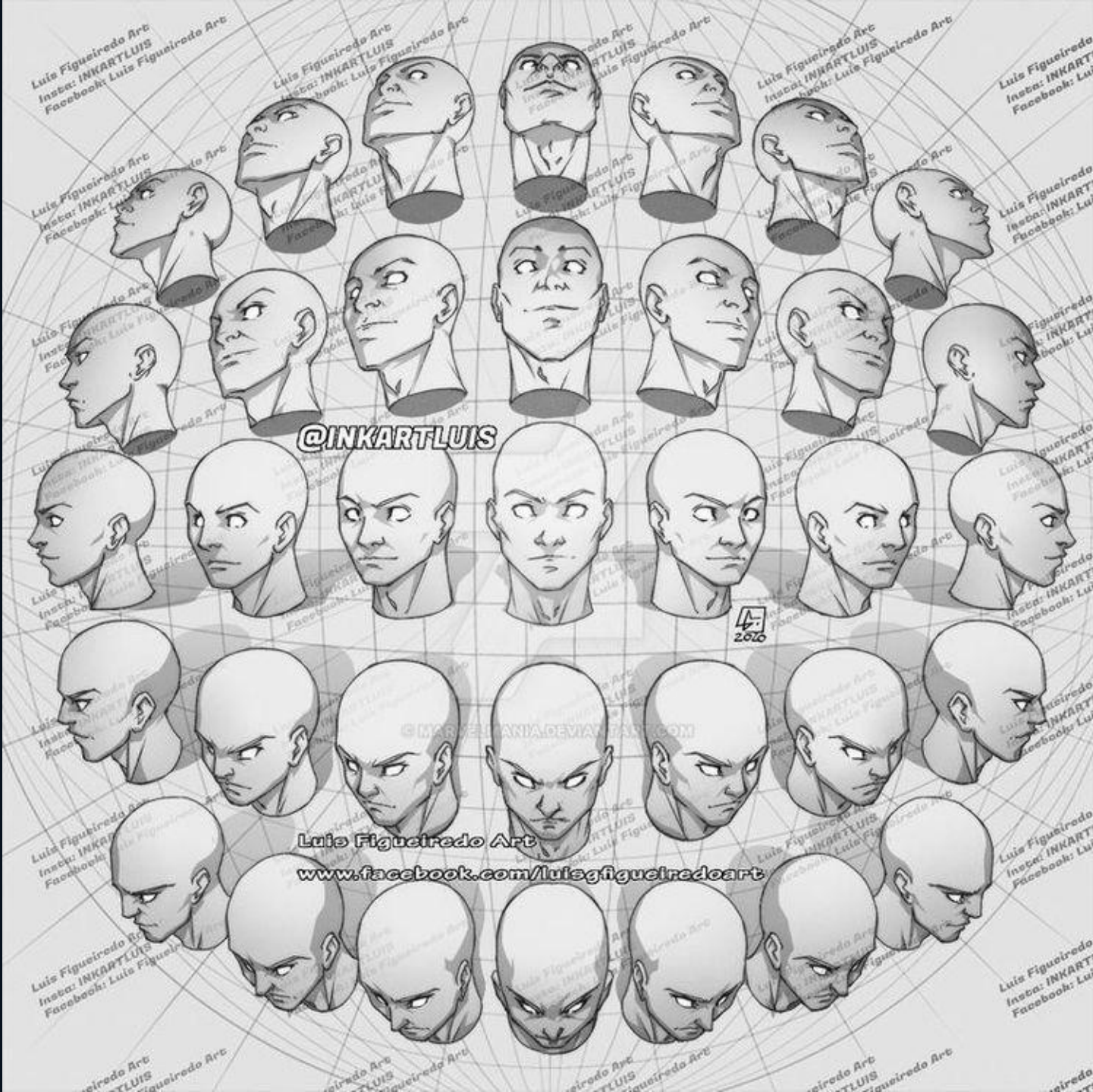
PLAN THE UNIQUE FEATURES  
IMAGINE THEIR MOVEMENT  
MEMORISE!


exercise sheet © Nancy Lorenz, 2007.


















# VARIETY OF FACE EXPRESSIONS

しぐり表情

しぐり  
ユウキの表情

●ちょっとツリ目 ●キバあり ●わかりやすい表情





# 25 Essential Expressions Challenge



HAPPY SAD PLEASED ANGRY CONFUSED



TIRED SHOCKED/SURPRISED IRRITATED WTF?! TRIUMPH



FEAR BEREFT FLIRTY SERIOUS SILLY



HOLLOW/BLANK INCREDULOUS CONFIDENT FIERCE DESPONDENT/POLITE



DRUNK RAGE SARCASTIC DISGUSTED ILL/NAUSEOUS

This exercise will help you learn to draw a consistent character through different expressions and to illustrate those expressions clearly. The best way to keep a character consistent:

PLAN THE UNIQUE FEATURES  
IMAGINE THEIR MOVEMENT  
MEMORISE!

exercise sheet © Nancy Lorenz, 2007.



@iwato1712






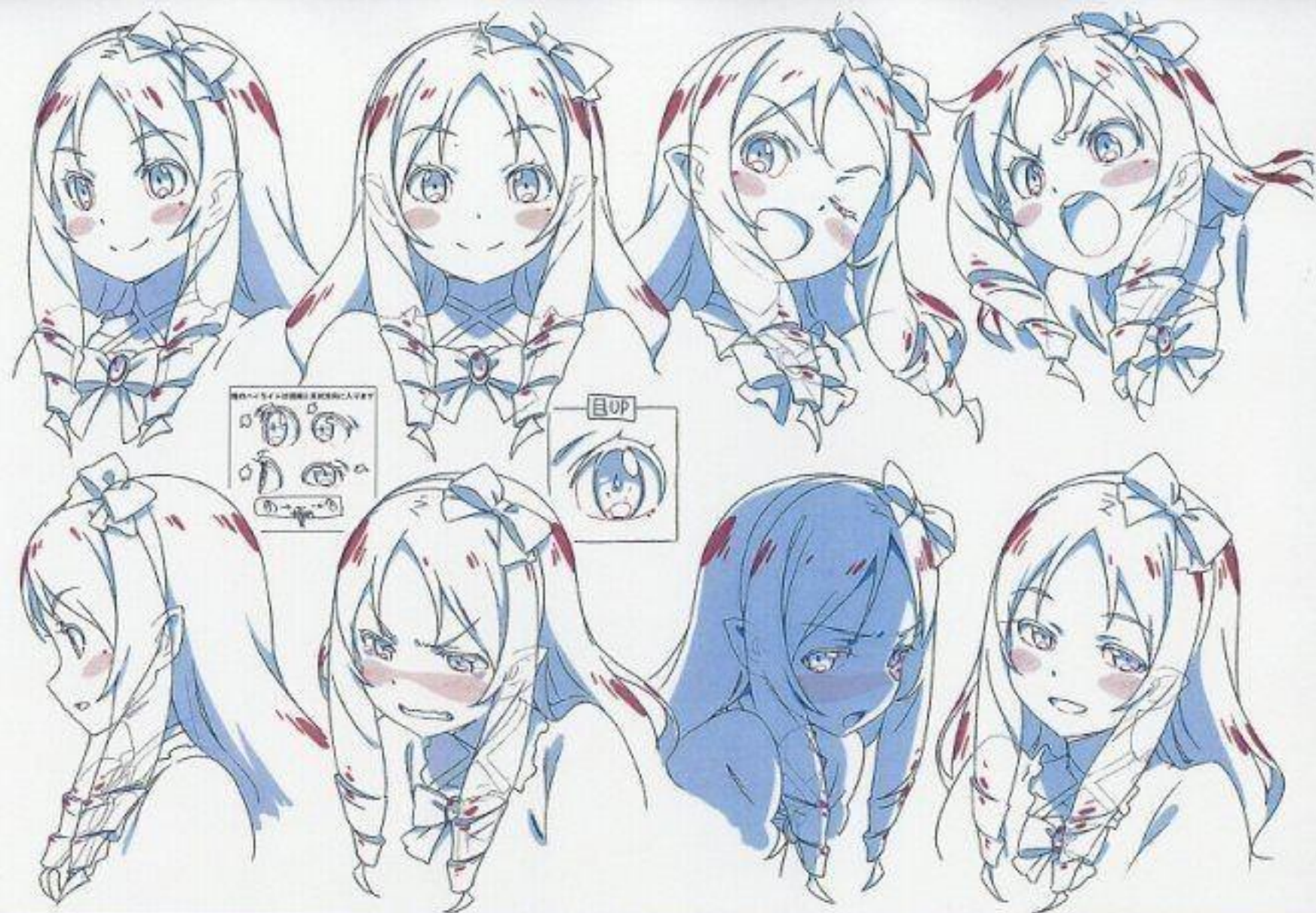


























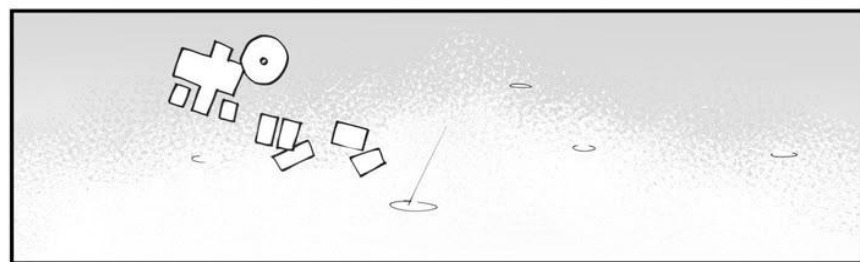

















SCENE 33: NIGHTSCAPE

TN: THE TITLE OF THE CHAPTER IS A PUN ON YONAGI'S NAME; IT USES THE SAME KANJI.

THE WORLD OF STAGE ACTING BE IS A BUSSY, WITH ARAKAWA AND YONAGI AT THE CENTER OF IT ALL. WHAT DOES IWANO HAVE IN MIND FOR THIS PRODUCTION?
































































ちよつと  
退屈！…



うううううううう







# BOYS























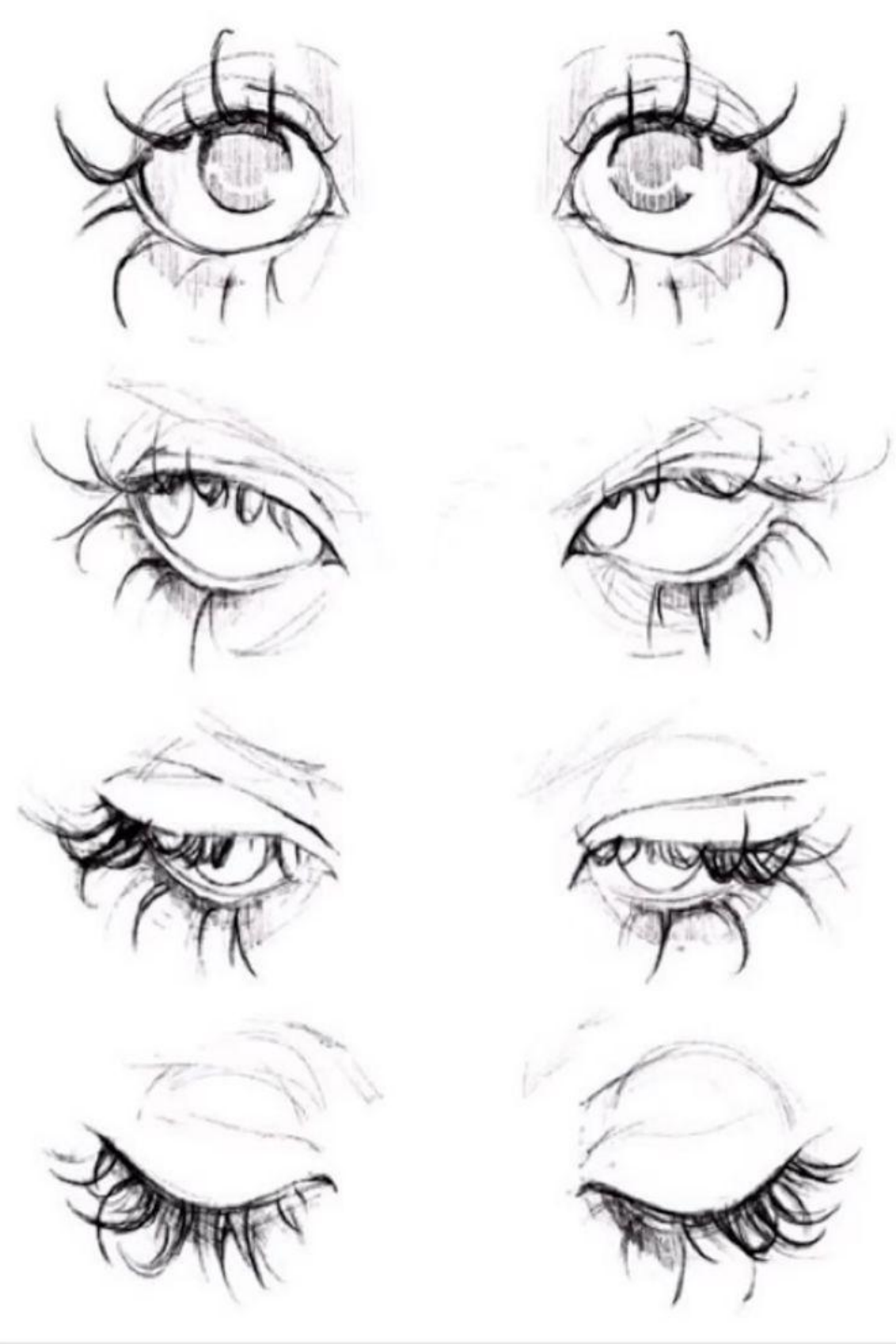



女子きな目  
の  
描き方





# EYES #3





≡ Kibbitzer ≡




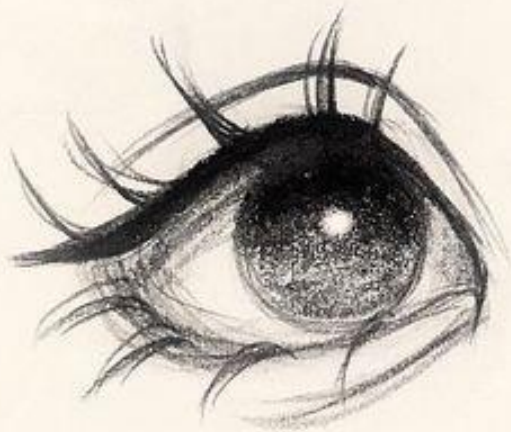
@Kibbi\_the\_Kibbitzer  
[Patreon.com/Kibbitzer](https://patreon.com/Kibbitzer)  
@Kibbitzer\_



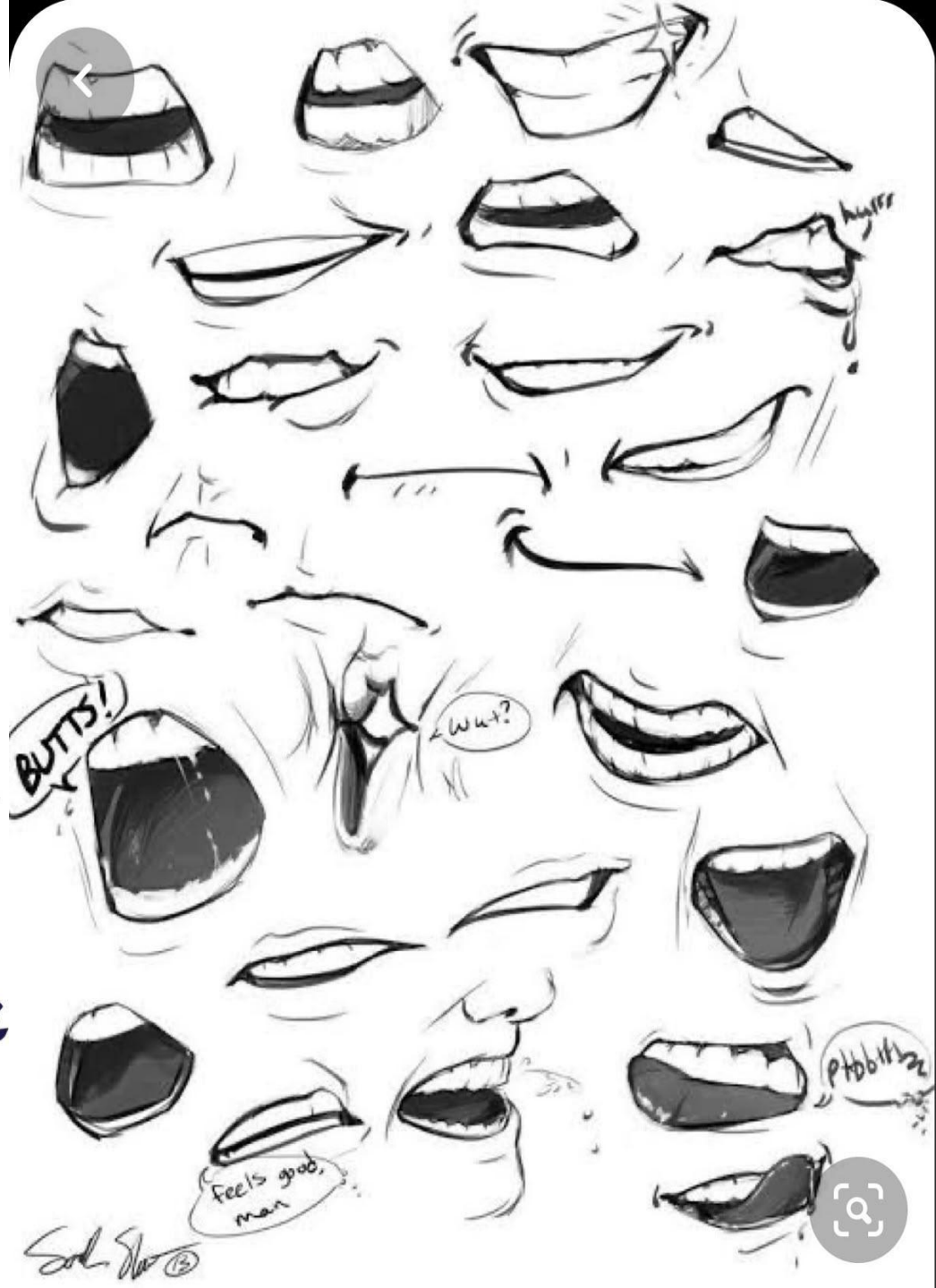



TanHeng

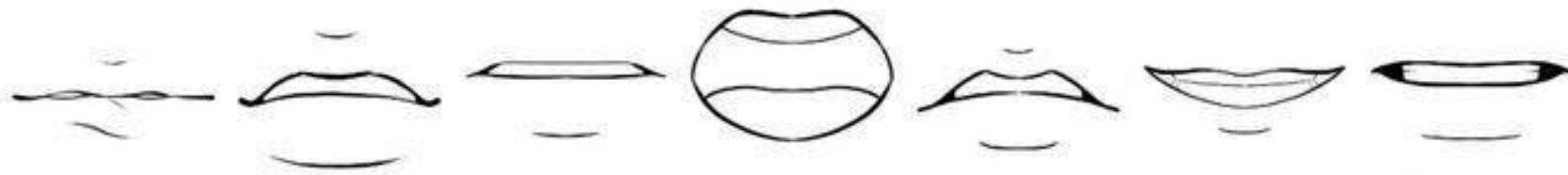








## Category 1



Front15

Front14

Front13

Front12

Front11

Front10

Front9



Front8

Front7

Front6

Front5

Front4

Front3

Front2



facade

45 degrees10

45 degrees9

45 degrees8

45 degrees7

45 degrees6

45 degrees5



45 degrees4

45 degrees3

45 degrees2

45 degrees

Profile10

Profile9

Profile8



Profile7

Profile6

Profile5

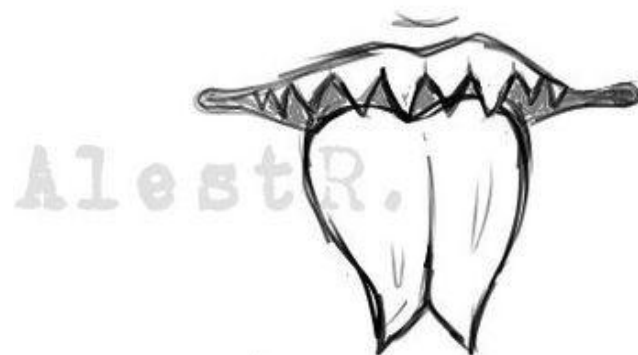
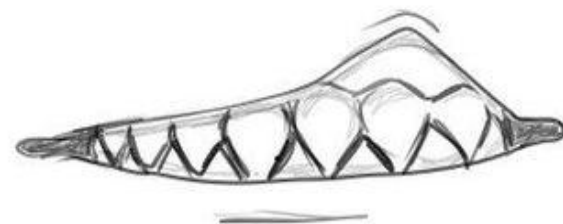
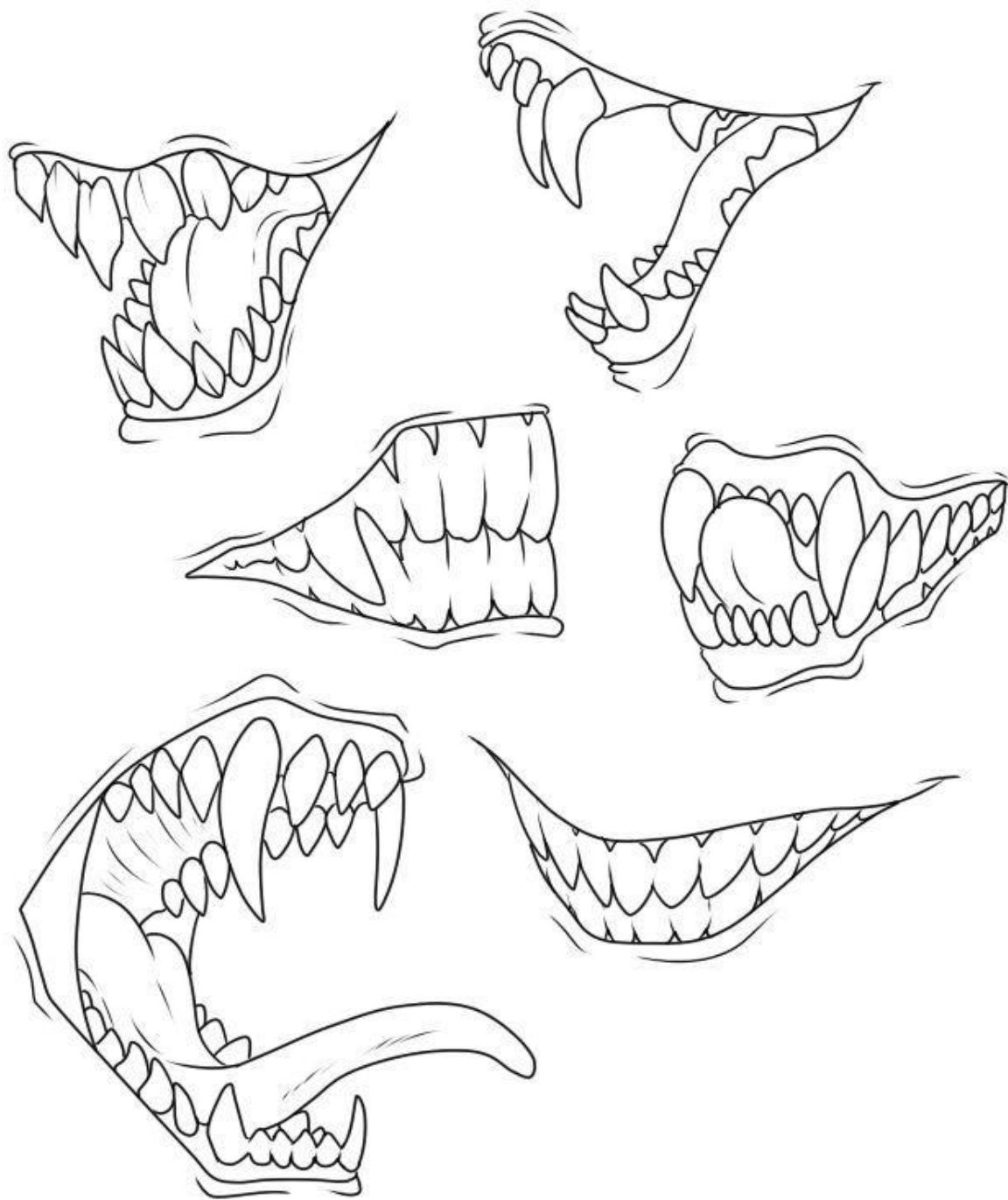
Profile4

Profile3


Profile2

Profile





AlestR.





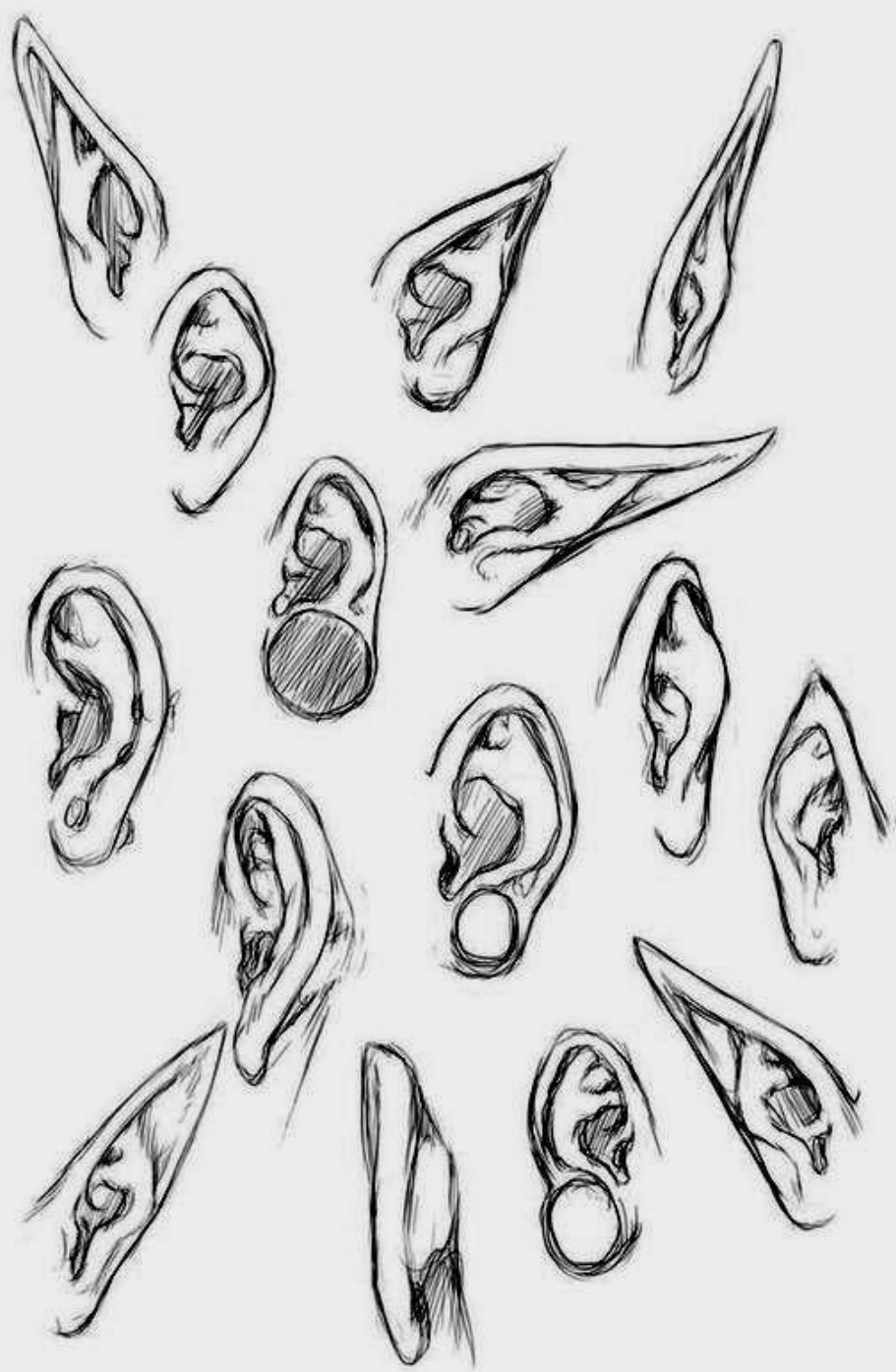
PLAY WITH DIFFERENT SHAPES,  
SIZES, & ANGLES! HAVE FUN!

K/A


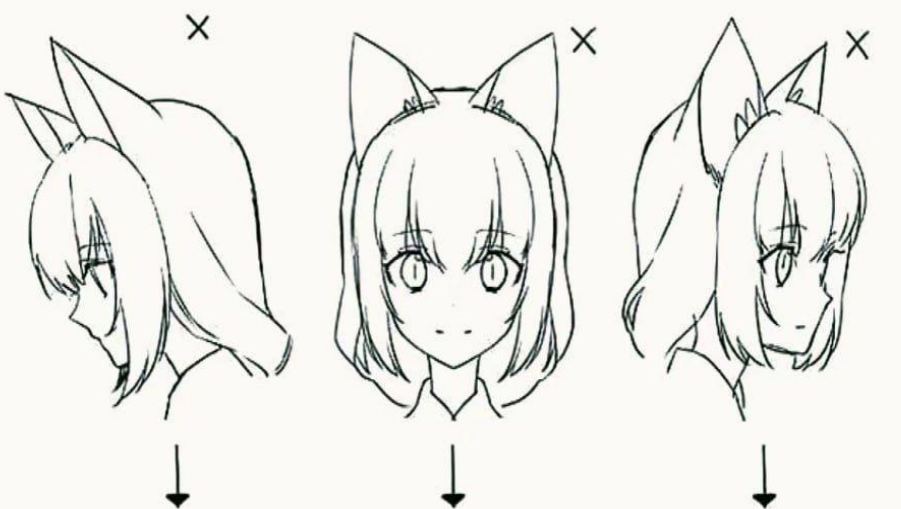












練習

# ΤΕΛΟΣ ΠΑΡΟΥΣΙΑΣΗΣ



# ΚΑΛΗ ΔΗΜΙΟΥΡΓΙΚΗ ΣΥΝΕΧΕΙΑ