


ROLL-A-NUTCRACKER









Roll 1: head

Roll 2: body

Roll 3: arms

Roll 4: legs

Roll 5: extra



INSTRUCTIONS FOR ROLL AND DRAW GAME

Get ready for a burst of creativity with this exciting drawing game! Gather your dice, paper, pencils, crayons, markers, and paint to go on a fun-filled artistic journey.

HOW TO PLAY:

Imagine your blank canvas and the masterpiece you're about to create. Here's a step-by-step guide to unleashing your artistic skills:

1. Grab a sheet of paper and imagine the space you'll need for your artwork.
2. Roll the dice to determine the first element of your drawing.
3. Draw the chosen element with your trusty pencil. Repeat this step for a total of 5 rolls. Don't stress about perfection during the initial sketch. Let your imagination run wild!
4. Once your drawing is complete, trace it with black or colored markers. Erase the pencil lines and add extra details.
5. Use crayons or paint to bring your drawing to life.

Proudly display your artwork in the hallway, on your classroom door, or take it home to share with friends and family.

