

Unit 5 Travelling Through Time

You are here to READ

a questionnaire / a diary / the lyrics of a song / a museum leaflet

and TALK about

memories of the past / past habits / photos of the past

and LISTEN TO

a song / a museum guide / a recorded message with museum information

and WRITE

an informal letter

and LEARN about

how to ask for information or directions / how to give information or directions / how to talk about past habits with used to ... / about the public transport system in London



MEMORIES

What did you use to do when you were 5 years old?

Tick ☒ the correct facts:



I used to crawl	<input type="checkbox"/>
I used to play with my Lego	<input type="checkbox"/>
I used to be afraid of the dark	<input type="checkbox"/>
I used to believe in Father Christmas	<input type="checkbox"/>
I used to bite my nails	<input type="checkbox"/>
I used to drink a lot of milk	<input type="checkbox"/>



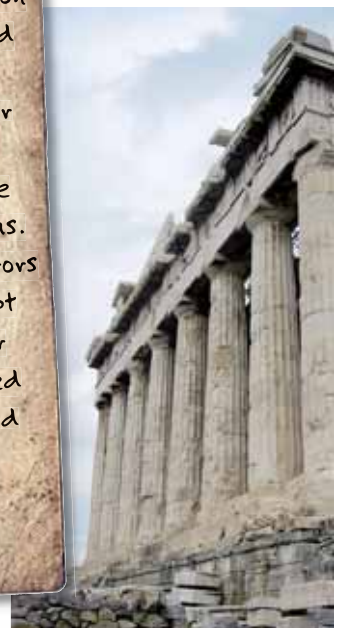
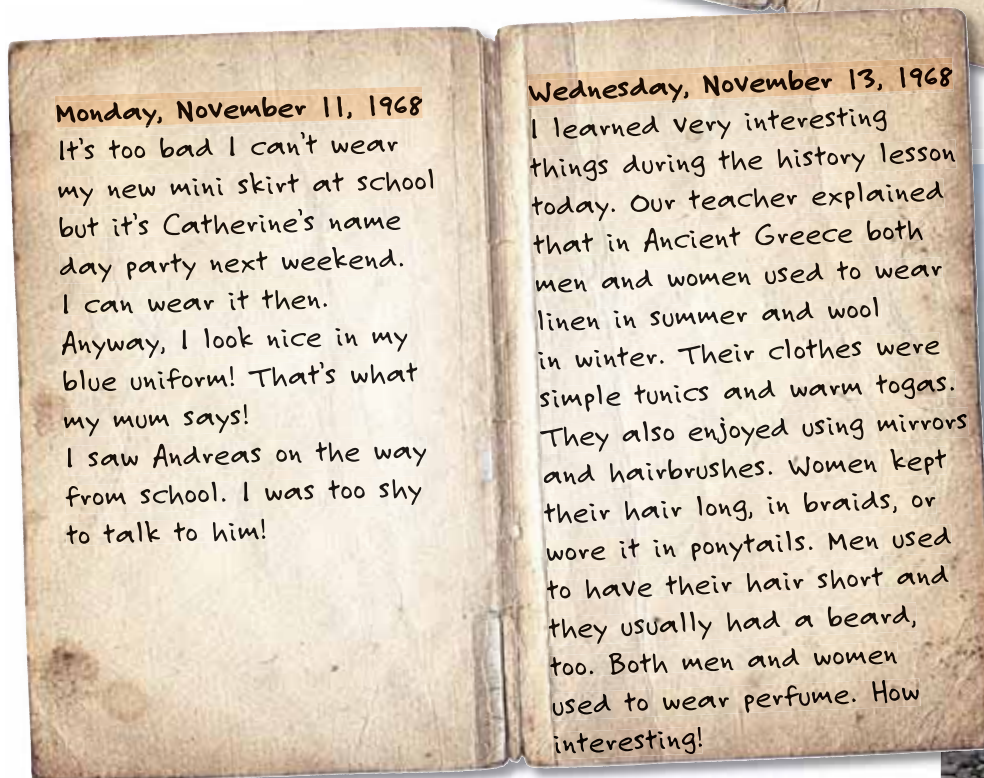
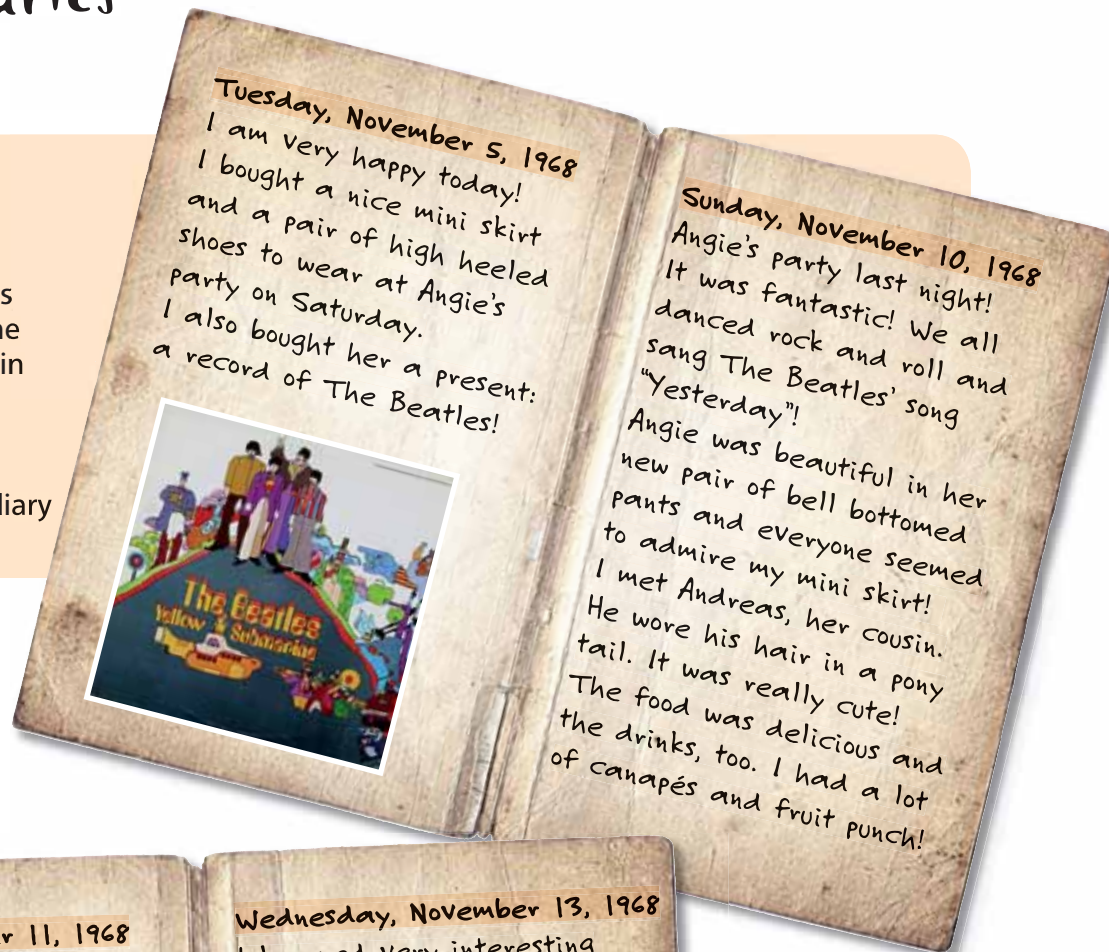
Lesson 1 Diaries

1. Reading



A. Anastasia's grandmother was a young girl in the 1960's and lived in the UK with her parents. These are a few pages from her diary Anastasia found.

Read the pages quickly to find out how her grandmother used to spend her weekends.



B. In the 1960's



Read the diary entries again and complete the following table with the correct information about young people in the 1960's.

They used to...



wear...	eat / drink...	listen to...	dance...

C. In Ancient Greece




Anastasia's grandmother learned about Ancient Greece at school. Use the information in her diary to complete the phrases below:

In Ancient Greece... a. Men and women's clothes used to be _____

b. Women used to have their hair _____

c. Men used to have _____

d. Both men and women used to _____



D. Anastasia's grandmother used to wear a blue uniform at school.



Did she like it or not?
What do you think?
What is your opinion about pupils wearing uniforms at school?



2. Grammar

A. TALKING ABOUT STATES OR HABITS IN THE PAST

Study these boxes:

Grammar Box 1



	used to + infinitive OR Past Simple	
In Ancient Greece, people	used to wear or wore	linen clothes in summer. <i>(A past state that is not true now)</i>
When I was fifteen I	used to listen to or listened to	rock music. <i>(An old habit that has now stopped)</i>

Grammar Box 2



	BUT	
My cousin Suzan	wore	a linen jacket at the party last night. <i>(Something we did at a specific time in the past)</i>



B. Now fill in the rules with used to, bare infinitive and Past Simple:

We use _____ to talk about something that we did or happened at a specific time in the past.

We use _____ + _____ to talk about past habits or states which are no longer true. We can replace _____ + _____ with _____ without changing the meaning.



C. Read the examples below and complete the table:

AFFIRMATIVE	NEGATIVE	QUESTION
They used to dance Rock 'n' Roll. <i>(They don't dance it any more)</i>	They didn't use to Rap. <i>(They sang love songs instead)</i>	Did they use to dance Rock 'n' Roll?
_____	_____	_____ drink fruit punch?
_____ parties.	_____ fast food restaurants.	_____
_____ listen to Beatles' songs.	_____	_____


3. Practice

A. CHECK YOUR MEMORY



Tim, your pen friend from Ireland, wants to know what you learned in your last lesson. Tell him about people's habits in the 1960's and in Ancient Greece:

Young people in the 1960's used to...
In Ancient Greece, men/ women used to...



B. WHAT DID YOU USE TO DO WHEN YOU WERE 5?



You want to find out about your partner's present and past life. Ask each other questions and fill in the table (NOW - THEN):

Now	Then
He/She does his/her homework.	He/She used to go to his/her grandparents'.

Example:

What do you usually do at weekends?

What did you use to do at weekends when you were 5 years old?

You can ask:

What kind of clothes / wear at parties?
What / do at weekends?
What games / play?

What / do in the evenings?
Which TV programs / watch?

Yesterday all my trouble seemed so far away.
Now it looks as though they're here to stay.
Oh, I believe in yesterday.
Suddenly I'm not half the man I used to be.
There's a shadow hanging over me.
Oh, yesterday came suddenly.
Why she had to go I don't know, she wouldn't say.
I said something wrong. Now I long for yesterday,
Yesterday...

C. Read the lyrics of The Beatles' song 'Yesterday'.



Is the singer happier today than he was yesterday?




D. Find a photo of you at the age of 4 or 5 and bring it in class. Don't worry if you don't have one; draw a picture of you at that age. Use this photo or drawing and the information in exercise B to write about you at that age. Add more information if you like and put it in your portfolio.


Begin like this: This is a photo of me when I was... years old. At that age, I used to...

Lesson 2 Transportation

1. Speaking



A. Listen to a recorded message, which gives information about the London Transport Museum and complete the table with the information you need to visit the Museum. You will listen to the message twice.

Opening hours	Sat-Thu _____ Fri _____	
Admission	adults: £ _____ students: £ _____ children under 16 (accompanied by adult): _____	
Location	_____	
Nearest Underground Station	Covent Garden	
Phone	(0) 207 37 96 344	
Website	www.ltmuseum.co.uk	

B. Anastasia's class is going on a guided tour to the London Transport Museum. Listen to the guide. Are the sentences below TRUE or FALSE?

The guide takes the children to the room with trams.	T
People used to pull the trains in Victorian time .	
Victorian people used to travel by omnibuses.	
Children can drive a double-decker bus.	
Children can play the treasure hunt game.	
The gift shop sells drinks and snacks	



2. Asking for and giving directions / information

Do you remember how we ask for and give directions? Here are some useful expressions.



Everyday expressions

Asking for directions / information

Excuse me, how can I go/ get to...
Can/could you tell me where... is, please?
Can/Could you show me the way to...?
What time...?
How much..., please?

Giving directions / information

Go up/down... street until you get to...
Go straight...
Walk as far as...
Take the bus/ train to...
Turn right/left...
It's on the corner of...
Take the first/second turning...
It is near/opposite/behind/in front of/
between...
You can't miss it!

3. Practice



A. PAIR WORK: VISITING THE MUSEUM

Student A


It is Tuesday 9.00 a.m.
You are at BOND STREET Underground station in London, and you want to go to the **London Transport Museum**. Phone the Museum and ask them for directions how to get there. Ask information about the times and cost of admission.

Student B

















You are working at the ticket office in the London Transport Museum.
You answer the phone and give all the information and directions Student A is asking for.


Use the map on the right to give and follow the instructions.















Key to lines

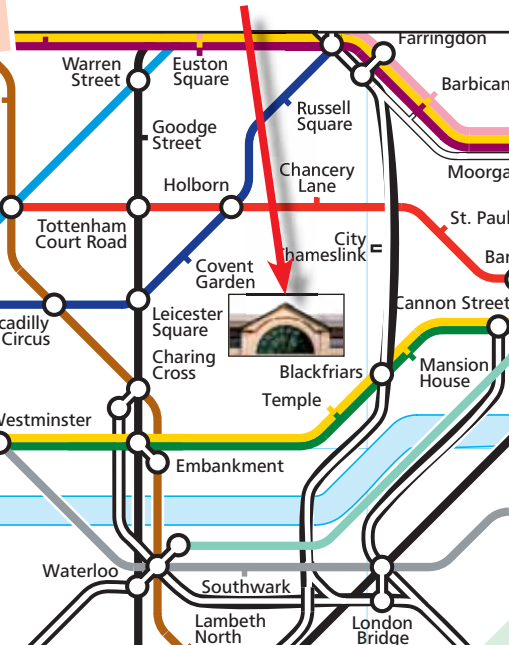
Bakerloo		Jubilee		Waterloo & City	
Central		Metropolitan		London Overground	
Circle		Northern		DLR	
District		Piccadilly		Tramlink	
Hammersmith & City		Victoria		National Rail	
				Replacement bus services	



Key to stations and frequencies

	Underground	Overground	DLR	Trams	National Rail	Interchanges
Stations with at least 4 trains per hour from 0930 to 1600, Mondays to Fridays	Leyton 	Canonbury 	Blackwall 	Mitcham 	Brockley 	Richmond 
Stations with fewer than 4 trains per hour from 0930 to 1600, Mondays to Fridays	Chigwell 	Hatch End 			Tooting 	Catford 

London Transport Museum





B. THE LIST OF RULES

Read the List of Rules the students found in the museum. Are they different from today's rules?

Write a list of rules you can find in today's trains or buses. What other rules can you add to this list?

RULES OF THE OMNIBUS

(Published in "THE TIMES" 30 Jan. 1836)

- Keep your feet off the seats.
- Have your money ready when you desire to alight.
- Do not impose on the conductor the necessity of finding you change. He's not a banker.
- Do not spit on the straw.
- Behave respectfully to females.
- If you bring a dog let him be small.



C. LONDON 'UNDERGROUND' AND ATHENS 'ATTIKO METRO'

You are in London with your parents and friends who cannot understand English signs. Match the following rules you found in the London 'tube' with the ones from Athens 'Attiko Metro' to explain their meaning. How are they different?

No smoking

Απαγορεύεται το κάπνισμα

Do not consume food or drink

ΜΗΝ ΕΜΠΟΔΙΖΕΤΕ ΤΗΝ ΕΞΟΔΟ

Don't lean against the door. It opens automatically.

Απαγορεύεται η κατανάλωση φαγητού και ποτού στους χώρους του ΜΕΤΡΟ

Mind the gap

Περιμένετε μέχρι ο συρμός να σταματήσει

Keep clear of the doors

Προσοχή στο διάκενο

Wait till the train stops

ΕΞΟΔΟΣ

Way out →

Μην σπηρίζετε στην πόρτα. Ανοίγει αυτόματα.



D. PAIR WORK: OLD MEANS OF TRANSPORT



Your friend Joe from Britain is visiting you in Greece. He sees the photo below and wants to know where he can find a horse carriage like this. With your partner, give him the information he needs and explain why and where it is still used.

E. LETTER WRITING



1. This is part of a letter you received yesterday from your pen friend in Britain. What news does he give you?



LEARNING STRATEGIES

When I write a letter...



- I decide...
who I am writing to
why I am writing
what I am going to write about.
- I include...
a salutation
an opening paragraph
the main part of the letter
a closing paragraph
a closing paragraph
- I end my letter and sign it.

Dear..., **Your name (salutation)**

I've great news to tell you.
Last week my class went to the London Transport Museum to see the trains. You can have a go at operating a tube train on the simulator. It's not real, but you can see what the driver sees when he's driving the train and there are the real levers and buttons. In another part of the museum you can see how the tracks and the signals work. It was really interesting.
The buses and trains they had in the old days were very smart inside. The Victorians had buses pulled by horses but they didn't have real horses in the museum. The café was nice but the toilets were disgusting, they stank. Yuck! But I still thought it was really fantastic. I really had a great time!

Opening paragraph

Main part of letter

Closing paragraph

Writer's signature

Ending

Yours,
Joe



2. The opening and the closing paragraphs of the letter are missing. Choose one from the following table and write it in.

Opening paragraphs

I hope you are well...
Thanks for your letter...
It was nice to hear from you...

Closing paragraphs

That's all for now.
Take care and write soon.
I'm looking forward to hearing from you.

Endings

Cheers,
Love,
Lots of kisses,
Yours,
Best wishes,



3. Now send a letter to Joe and tell him about a school visit to a museum or place of interest. Tell him about it, what you saw and did there, and if you liked it or not. Follow the layout of the letter in Task 1 and choose phrases from the box above to begin and end your letter. Put it in your **portfolio**.

Lesson 3 The Museum Leaflet

The London Transport Museum



- A. Look at the front and back page of the London Transport Museum leaflet. What information can you find in it?



Include your leaflet in your **portfolio**.



- B. PROJECT: Make your own leaflet about a local museum

- Visit a local museum or find information about it on the internet
- Try to find leaflets, posters, postcards, etc. from other museums (you can visit the webpage <http://www.e-yliko.gr/physmuseums.htm>)
- Find relevant pictures to put on your leaflet or draw your own
- Think of a slogan or a smart phrase to attract people
- Write the text, including all relevant information (opening hours, admission, etc.).

Check yourself

A. Put the words in the box in the right column:

ponytail
blue uniform
hair brush
bell bottomed pants
braids
high-heeled shoes

hairstyle and accessories	clothing and shoes

___ / 3 points

B. Complete the missing information:

_____	Sat-Thu: 10 am - 6 pm Fri: 11 am - 6 pm	
_____	adults: £ 5.00 students: £ 3.50 children under 16 (accompanied by adult): FREE	
_____	Covent Garden	
Nearest Underground Station	Covent Garden	
_____	(0) 207 37 96 344	
_____	www.ltmuseum.co.uk	

___ / 5 points

C. Match the English with the Greek signs:

Do not consume food or drink

Don't lean against the door.
It opens automatically.

Mind the gap

Wait till the train stops

Way out →

Keep clear of the doors

Keep your feet off the seats

ΜΗΝ ΕΜΠΟΔΙΖΕΤΕ ΤΗΝ ΕΞΟΔΟ

ΕΞΟΔΟΣ

Περιμένετε μέχρι ο συρμός να σταματήσει

ΜΗ ΒΑΖΕΤΕ ΤΑ ΠΟΔΙΑ ΣΑΣ ΣΤΑ ΚΑΘΙΣΜΑΤΑ

Απαγορεύεται η κατανάλωση φαγητού και ποτού στους χώρους του ΜΕΤΡΟ

Μην στηρίζετε στην πόρτα. Ανοίγει αυτόματα.

Προσοχή στο διάκενο

___ / 3 points

D. Write 3 things Anastasia used to do and 3 things she didn't use to do in the past:



Then



Now

1. Anastasia used to wear glasses.

2. _____

3. _____

4. She didn't use to _____

5. _____

6. _____

___ / 5 points

E. Put the following dialogue in the correct order:

- ☐ 1. The nearest underground station is *Omonia Square*.
- ☐ 2. What time does the film start?
- ☐ 3. Excuse me, how can I get to the Rex Theatre?
- ☐ 4. It starts at eight and it finishes at ten.
- ☐ 5. It's seven Euros.
- ☐ 6. Take Panepistimiou Street, it's on your left hand, next to the *Titania Hotel*.
- ☐ 7. Thank you.
- ☐ 8. How much is it?



___ / 4 points

My total score is ___ / 20 points

See p. 48 Workbook

NOW TICK WHAT YOU CAN DO

REMEMBER when you write a letter, include

- an opening paragraph
- the main part of the letter
- and a closing paragraph

- I can talk about
 - My memories and habits of the past ☐
 - My visits to museums / places of interest ☐
- I can ask for and give information / directions
- I can read
 - diaries ☐
 - museum leaflets..... ☐
 - maps..... ☐
- I can express my feelings about
 - Things that happened in the past..... ☐
 - Places I have visited ☐
- I can write
 - A letter to a friend..... ☐
 - A description of a place I have visited ☐

