

## A worksheet on Scratch for the etwinning program 23-24 “coding Robogames”

### **A creation of an interactive Christmas Card on Scratch 3**

The purpose of the activity is to create an interactive Christmas card.

Our scenario is in a snowy landscape, for example a snowman and a reindeer are talking. The snowman tells the reindeer that he has a gift for him for the Christmas holidays and that he should click on the gift. The user clicks on the gift and the previous scene appears with Christmas or Happy new year wishes. You can use the previous scene to write your Christmas wishes to create a second scene.

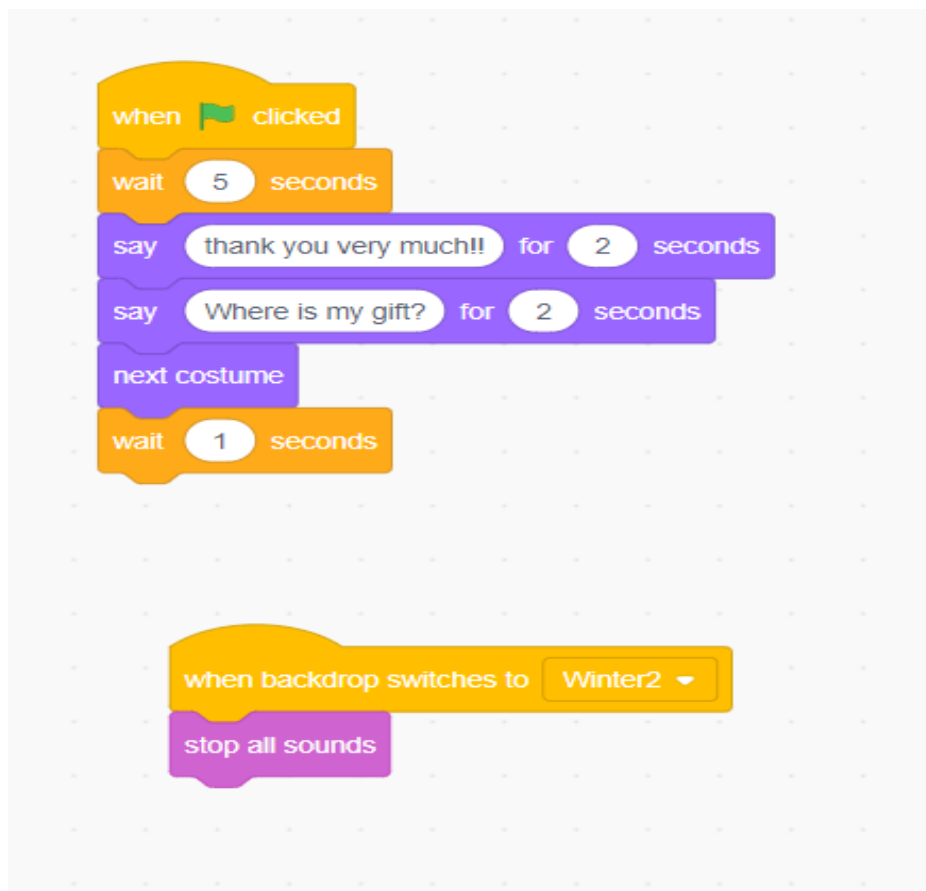
The photos with the next costumes of the snowman, the reindeer and a file with the sound will be downloaded to your computers ,on the other hand, they are very easy to create on your own.

The links of the projects you will create can be added to the collection: <https://scratch.mit.edu/studios/34285921>

Here are the instructions for all the students to make it:

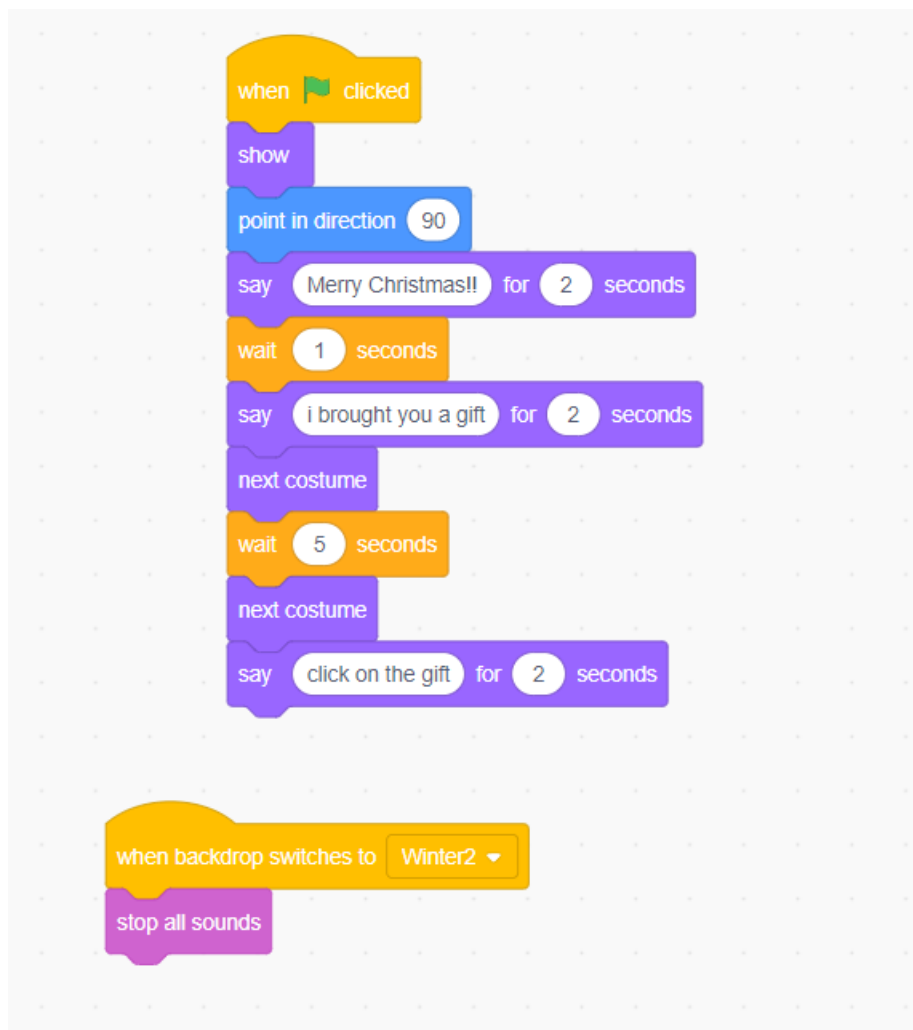
## A worksheet on Scratch for the etwinning program 23-24 “coding Robogames”

The commands for the reindeer:



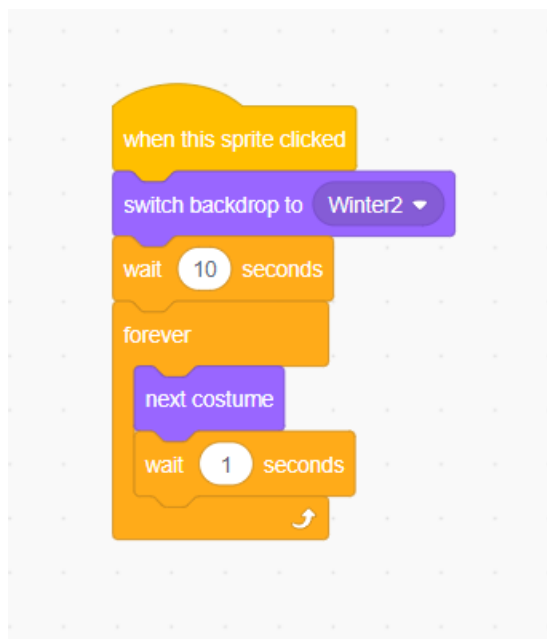
## A worksheet on Scratch for the etwinning program 23-24 “coding Robogames”

The snowman:



## A worksheet on Scratch for the etwinning program 23-24 “coding Robogames”

The gift:



The backdrop:

## A worksheet on Scratch for the etwinning program 23-24 “coding Robogames”

